

EVO 205 D SURE-Trak

EXPERIENCE THE EVOLUTION





Model shown with optional  
Lighting Tower, Tool Box,  
Split Folding Discharge  
Chute & Winch.

Our big challenge was “how to replace the legendary 19-28 SURE-Trak, the ultimate tracked chipper for highways and rail work?”

## WE LISTENED, WE WORKED & WE MADE IT AWESOME

GreenMech's answer – the new **EVO** 205D SURE-Trak incorporates the best of the 19-28's tracking and climbing abilities with the **EVO** 205D's outstanding 8 inch chipping performance.

- ▶ **MORE** AGGRESSIVE TORQUE
- ▶ **MORE** AGGRESSIVE BITE
- ▶ **MORE** THROUGHPUT

We believe the legend continues with this next-generation product, so be sure to experience the evolution for yourself.

## SEE FOR YOURSELF



# THE ULTIMATE TRACKED CHIPPER FOR MORE CHALLENGING GROUND AND EVEN STEEPER SLOPES

## EVO 205D SURE-Trak:

We know there are occasions when operators encounter either uncomfortable ground undulations - when the ground levels are significantly different between the two tracks - or need to safely climb slopes in excess of 35 degrees. The new EVO 205D SURE-Trak ensures that both challenges can be safely met.

The SURE-Trak System (patent pending) is GreenMech's pivoting independent track assembly which further increases the EVO 205D SURE-Trak's stability and broadens its operating profile over steep and uneven ground. The independently pivoting track assemblies allow each track to maintain contact with the ground while following the differing contours and so provide a surer footprint and improved stability.

Furthermore, the pivoting track system allows safer traversing and climbing of steeper slopes. Its assistance in maintaining the body of the machine level also protects the engine by keeping it within its approved manufacturer limits of tilt. This levelling is achieved by the operator making both side -to-side and longitudinal adjustments to the angle of the machine.

The SURE-Trak System therefore provides extra adjustment above normal tolerances and so ensures the safety of operator, crew and machine in challenging conditions.



## EVO 205D SURE-Trak:

The backbone of the EVO 205D's design is based on a deep beam, high tensile steel chassis which creates tremendous strength and ensures a robust performance. A new, generous in-feed hopper measuring 1250mm x 700mm, means that free-flow of bulky material can be handled without having to trim to a more manageable size. As the material passes through twin, horizontal feed rollers, GreenMech's Smart Sense No-Stress system automatically manages the throughput of material to maximise chipping efficiency.

The Kubota Stage V-compliant 50hp diesel engine powers the chipping system, the heavy-duty flywheel featuring 2 banks of 3 discs. GreenMech's renowned Disc Blade System allows rotation of each disc's cutting edge and extends the sharpening period to only once in approximately 150 hours. This is a feature that reduces downtime, cuts maintenance and maximises working performance.





# FEATURES & BENEFITS

## INFEED AREA:

### ► WIDE IN-FEED CHUTE

Reduces the time needed with the saw and helps prevent inadvertent triggering of the safety bar when feeding in wide branches.

### ► LETTER BOX SHAPED IN-FEED THROAT

Offers the advantage of getting the forked material into the processor before bridging the sides of the throat.

### ► HORIZONTAL ROLLERS

Gather and grip the material while offering a smooth flow into the processor with reduced lateral movement.

### ► PIVOTALLY -MOUNTED TOP ROLLER

Allows for free movement of timber, offered at different angles, without jamming.

### ► MANUAL ROLLER LIFT



The top roller pivot arm has a port to accommodate a bar, allowing the roller to be manually lifted to gain clearance if required.

### ► FLOATING SAFETY BARS

Offers equalised pressure on all touch points of the bar and, with the new style bottom bar, helps reduce nuisance tripping.

### ► FOLDING INFEED CHUTE

Gives a shorter overall length for storage.



# FEATURES & BENEFITS

## CONTROLS:

### ► NEW "SMART SENSE" CONTROLLER

Provides "no-stress" overload protection, automatic load detection and a range of engine and chipper data to ensure optimum performance.

### ► RESET/ REVERSE BUTTONS

Conveniently placed on each side of the infeed chute.

### ► ELECTRONIC THROTTLE BUTTON

Placed with the reset and reverse controls, one press of the yellow button will bring the engine either up to working speed or down to idle.

### ► FLOW REDUCTION VALVE (FRV)


Allows the operator to regulate the flow of material into the machine and to adjust the chip size.

### ► TRACK & CHIP SWITCH

Console switch ensures machine is either tracking or chipping, so minimising the risk of any accidental operation.

### ► MANUAL CLUTCH

Used to engage and disengage the flywheel .





# FEATURES & BENEFITS

## CHIPPING:

### ► HEAVY FLYWHEEL

At 126kg, the new flywheel offers unparalleled processing power for a machine of its size.

### ► DISC BLADE TECHNOLOGY

With 6 disc blades per flywheel, their slicing action makes the blades more tolerant to the occasional contaminant that can get into the system and offers an expected life of over 900 hours per set.

### ► OVERSIZE GREASE-ABLE FLYWHEEL/ DISC BEARINGS

Offers prolonged use of machine without the worry of bearing failure.

### ► ADJUSTABLE END CAP


End cap can be adjusted to direct material out of the discharge chute, increasing or decreasing throw.

### ► ADJUSTABLE DISCHARGE CHUTE

280 degree rotation allowing the user to place processed material in a given location.

### ► SHARPEN YOUR OWN DISCS

With GreenMech's easy-to use disc blade sharpener.





# FEATURES & BENEFITS

## POWER & TRACKS:

### ► COMPLIANT DIESEL ENGINE

The Stage V Kubota 50hp diesel engine provides all the power you'll need and, in combination with the "Smart Sense" controller, optimises your fuel consumption.

### ► 114 DB SOUND POWER / 91 DB SOUND PRESSURE

The hinged steel bonnet is lined with noise reduction material which, in combination with the disc blade system, offers one of the quietest wood chippers on the market.

### ► SURE-Trak SYSTEM (patent pending)

The independently pivoting track assemblies allow each track to maintain contact with the ground while following the differing contours and so provide a surer footprint and improved stability. Tracks can be extended and retracted while on the move.

### ► TWIN TRACK DRIVE

Each track has its own drive motor for improved security and reliability and together provide a tracking speed of 3.2kph.

### ► GROUND CLEARANCE

Clearance of 250mm with the tracks in and 540mm with the tracks out helps access to sites over demanding terrain.



# FEATURES & BENEFITS

## MAINTENANCE:

### ► BLADE MAINTENANCE

Improved access to the flywheel and the special locking system allows for safe and easy maintenance.

### ► CENTRALISED GREASE POINTS

All the major grease points in one location making regular servicing easy.

### ► EASE OF SHEAR BAR ACCESS


We have designed the Evo 205D to offer good access to both the vertical and horizontal shear bars.

### ► ONE PIECE STEEL BONNET

The all-steel, one piece, hinged bonnet allows for strength and durability and offers great access.

### ► UNDERSLUNG TANKS

Metal cased for added protection, Integral gauges offer an “at a glance” view on fuel and hydraulic oil levels.





# FEATURES & BENEFITS

## OPTIONAL EXTRAS:

### ► WINCH

Located underneath the in-feed chute with full remote control functions.

### ► ELECTRIC EMERGENCY RECOVERY KIT

Provides enough power to move the machine in the unlikely event of engine failure.

### ► LED LIGHTING TOWER

Offering bright lighting on a telescopic stand, raised and lowered with a pneumatic pump.

### ► REMOTE CONTROL

Full remote control unit available for operating the machine tracks from a distance.

### ► TOOL BOX

Can be located on either side of the machine with lockable eyelets for safe storage of tools & remote controls.

### ► FOLDING DISCHARGE CHUTE

Ideal when storage and access heights are restrictive.



# SPECIFICATIONS

## EVO 205<sup>D</sup> SURE-Trak

CAPACITY	205mm
ENGINE MAKE	Kubota D 1803-CR-TE4B
ENGINE OUTPUT	50hp
FUEL	Diesel
CHIPPING FLYWHEEL	Disc Type
FLYWHEEL SPEED	1450 rpm
BLADES	6
HYDRAULIC FEED ROLLERS	Twin Horizontal
POWER CONTROL	No Stress
FUEL CAPACITY (ENGINE)	50 litres diesel
GROUND CLEARANCE	540mm Max / 250mm Min
TRACK SPEED	3.2kph
TONNES PER HOUR	7
INFEED CHUTE APERTURE	700mm x 1250mm
INFEED THROAT SIZE	205mm x 270mm
DISCHARGE CHUTE	280 degrees rotation
HYDRAULIC OIL CAPACITY	50 litres
HOUR METER	Standard
LENGTH	3860mm Max / 3020mm Min
WIDTH	2356mm Max / 1550mm Min
HEIGHT	2760mm Max
WEIGHT	2150kgs
SOUND POWER LWA	114dB(A)
SOUND PRESSURE LPA	91dB(A)



## SUPPORT & FINANCE

**3** YEAR  
WARRANTY  
AS STANDARD

### WARRANTY:

GreenMech offers an industry-leading 3 year unlimited, “no quibble” Parts and Labour warranty.

**NATIONWIDE  
DEALER  
NETWORK**

### NATIONWIDE DEALER NETWORK:

GreenMech supports its UK customers via an unrivalled network of dealers, providing local knowledge and expertise in both sales and aftersales areas.

**GREENMECH  
FINANCE**

### FINANCE:

GreenMech Finance can provide a package of finance options to UK customers to maximise their investment and optimise their cash flow.



The Mill Industrial Park, Kings Coughton, Alcester B49 5QG

01789 400 044 [www.greenmech.co.uk](http://www.greenmech.co.uk)

FOLLOW US

